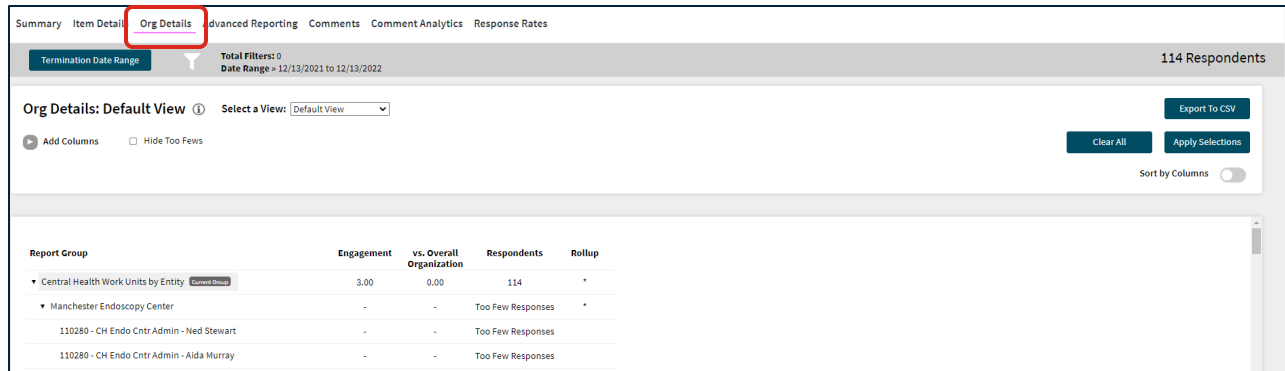


Lifecycle — Org Details

The Org Details page allows you to view all the information about each unit in your hierarchy.



Explanation of Table

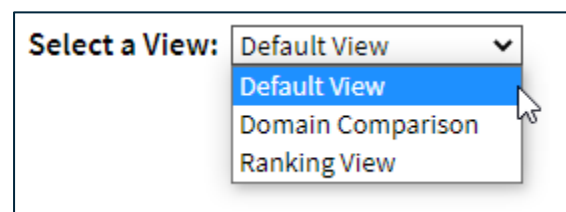
The table displays scores for each unit. Depending on the Lifecycle survey, you may see the Engagement metric or theme score for each unit, the difference of the unit score from the overall organization, and the number of respondents.

The Rollup column indicates when a unit includes all individuals rolling up to that leader, the leaders direct and indirect reports.

Engagement	vs. Overall Organization	Respondents	Rollup
3.00	0.00	114	*
-	-	Too Few Responses	*
-	-	Too Few Responses	
-	-	Too Few Responses	
-	-	Too Few Responses	
-	-	Too Few Responses	
3.00	0.00	114	*

Selecting a View

At the top of the page, you can choose the view of the Org Details page. There are three different views you can choose from.



Default View

The Default View is what you will likely use most.

Org Details: Default View ⓘ **Select a View:** Default View ▼

▶ Add Columns Hide Too Few

Report Group	Engagement	vs. Overall Organization	Respondents	Rollup
▼ Central Health Work Units by Entity Current Group	3.00	0.00	114	*
▼ Manchester Endoscopy Center	-	-	Too Few Responses	*
110280 - CH Endo Cntr Admin - Ned Stewart	-	-	Too Few Responses	
110280 - CH Endo Cntr Admin - Aida Murray	-	-	Too Few Responses	
110281 - CH Endoscopy Center - Ned Stewart	-	-	Too Few Responses	
400005 - Administration - Aida Murray	-	-	Too Few Responses	

Domain Comparison View

The Domain Comparison view shows the scores for each unit for all the domains. This view does not apply to the Entrance survey.

Org Details: Domain Comparison ⓘ **Select a View:** Domain Comparison ▼

▶ Add Columns Hide Too Few

Report Group	Engagement	vs. Overall Organization	Organization	Manager	Employee	Respondents	Rollup
▼ Central Health Work Units by Entity Current Group	3.00	0.00	3.04	3.02	3.13	114	*
▼ Manchester Endoscopy Center	-	-	-	-	-	Too Few Responses	*
110280 - CH Endo Cntr Admin - Ned Stewart	-	-	-	-	-	Too Few Responses	
110280 - CH Endo Cntr Admin - Aida Murray	-	-	-	-	-	Too Few Responses	
110281 - CH Endoscopy Center - Ned Stewart	-	-	-	-	-	Too Few Responses	
400005 - Administration - Aida Murray	-	-	-	-	-	Too Few Responses	

Ranking View

Finally, the Ranking view will show you a flat list of units in the hierarchy. Ranking view organizes these units in a ranked order based on the item chosen in the Ranking Item dropdown menu. The default will be lowest score to highest score, but you can sort to show highest to lowest by clicking the column header. Be sure to apply your selections.

Report Group	Respondents	Rollup
Central Health Work Units by Entity <small>Current Group</small>	114	*
Manchester Endoscopy Center	Too Few Responses	*
110280 - CH Endo Cntr Admin - Ned Stewart	Too Few Responses	
110280 - CH Endo Cntr Admin - Aida Murray	Too Few Responses	
110281 - CH Endoscopy Center - Ned Stewart	Too Few Responses	
400005 - Administration - Aida Murray	Too Few Responses	
Manchester Medical Center	114	*
400026 - Emergency Services - Bruce Hawkins	Too Few Responses	

Refinement Options

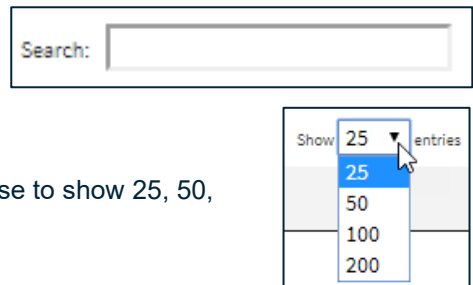
Use the Add Columns option to insert additional information in the data table.

Report Group	Engagement	vs. Overall Organization	Manager	Respondents	Rollup
▼ Central Health Work Units by Entity <small>Current Group</small>	3.00	0.00	3.02	114	*
▼ Manchester Endoscopy Center	-	-	-	Too Few Responses	*
110280 - CH Endo Cntr Admin - Ned Stewart	-	-	-	Too Few Responses	
110280 - CH Endo Cntr Admin - Aida Murray	-	-	-	Too Few Responses	

Searching

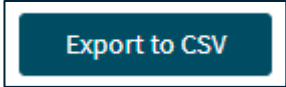
The Search feature can be used to search the page for keywords. Simply type any words you'd like to find into the search field.

Number of Search Entries to Show: In your search, you can choose to show 25, 50, 100, or 200 units on a page at a time.



Exporting to CSV

The entire page can be exported to CSV by clicking the Export to CSV button.



Date Range

To edit the date range, click on the Date range button.

Onboarding and **Entrance** surveys are based on the employee's position effective date.

The **Exit** survey is based on the employee's termination date.

