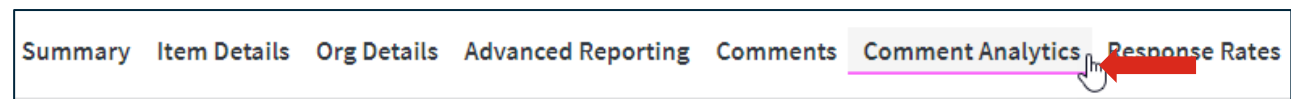


Lifecycle — Comment Analytics

Comment Analytics provides breakout details on sentiments and common themes addressed in the verbatim comment responses to open-ended questions. Users may expand themes to view further distribution details of theme focus areas or click-thru from any theme to view the associated comments.

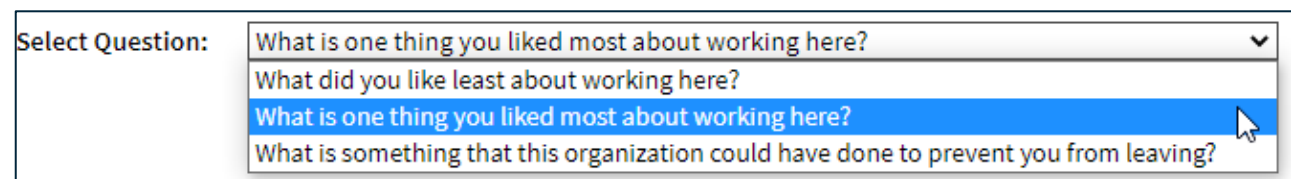
Navigate to Comments

First select the Comment Analytics tab.



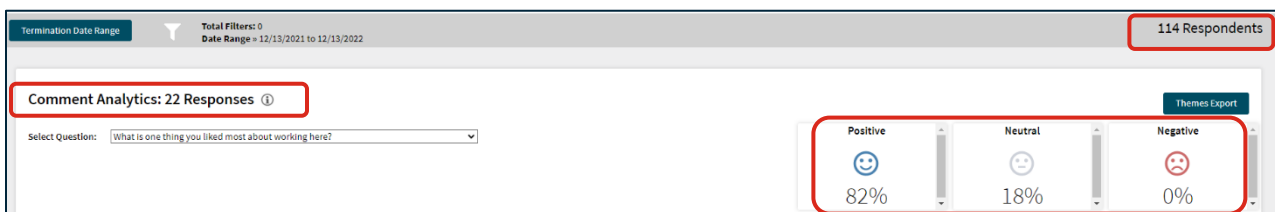
Selections

To view an item, select it from the Select Question drop-down menu.



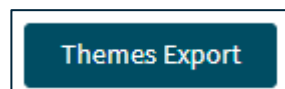
Number of Responses & Sentiments

- At the top left of the page, you will see the number of responses based on your selections.
- The top right will show the total number of respondents.
- In the top portion of the page the percentage of comments in each Sentiment category is displayed. Note these will update as you make changes to the Question, Theme, Focus, and Sentiment selections.



Themes Export

All the themes, response counts, and sentiment percentages and counts can be exported to CSV by clicking the Themes Export button.



Top 5

The center section of the page shows the top 5 Themes which received the most comments (Top 5 Commented), most positive comments (Top 5 Positive), and most negative comments (Top 5 Negative). The themes and number of comments within each theme are displayed. The graph is a visual representation of the count or number of comments in the theme. The sentiments of the comments are color-coded throughout the page: blue for positive, gray for neutral, and red for negative.

Top 5 Commented		Top 5 Positive		Top 5 Negative	
Themes	Count	Themes	Count	Themes	Count
Compensation	7	Compensation	5	Communication	0
Workplace	5	Workplace	4	Compensation	0
Training	2	Development	1	Coronavirus	0
Communication	1	Training	1	Development	0
Development	1	Work-Life Balance	1	Job Fit	0

The bottom of the page shows the themes and focus areas. The table next to the themes contains

- Count: number of comments for each theme and focus
- Sentiment of the Comment: positive, neutral, and negative
- Distribution: the percentage of comments within each sentiment

Click on a theme to expand to the focus areas within the theme. Click on any of the themes or focus areas to view the verbatim comments in the Comments tab.

Themes	Count	Positive	Neutral	Negative	Distribution
Communication	1	0	1	0	0% 100% 0%
Coronavirus	0	0	0	0	
Development	1	1	0	0	100% 0% 0%

To view the comments included in any of the themes/focus areas or Top 5 lists, simply click on the name of a theme or focus area. This takes you to the same report format you see in the Comments tab.

Comments: Compensation, 5 Responses Export to CSV

Select Question:

Select Theme:

Select Focus:

Select Sentiment:

Positive
100%

Neutral
0%

Negative
0%

Show 25 entries Search:

What is one thing you liked most about working here? / Positive

Being able to use employee discounts at other local businesses.
Compensation Compensation | Benefits

Good health benefits.
Compensation Compensation | Benefits

We were offered incentives on performance each year.
Compensation Compensation | Incentives

The health benefits package was good for my family.
Compensation Compensation | Benefits